



 **WUSA**
Glow Centre
Brand Guideline



Glow is the oldest continually-running university-based 2SLGBTQ+ group in Canada.

They provide a wide variety of peer support, social events, advocacy work, and resources for all sexual orientations and gender identities.



Note on the name:
It is not an acronym, so
it should never be all
capitalized as GLOW.

Table of Contents

What is this document?	4
Who is this for?	4
Logo	5
Primary	6
Secondary	6
Improper Usage	7
Clear Space	7
Collaboration	8
Typography	9
Primary	10
Secondary	11
Colours	12
Primary	13
Secondary	13
Combinations	14
Collaboration	15
Imagery	16
Icons	17
Thumbnails	17
Patterns	17
Photos	18
Videos	18
Examples	19



What is this document?

This comprehensive brand guideline booklet will take you on an exciting journey of Glow Centre's brand. With user experience as a top priority, this document takes a more visual and holistic approach to laying out the brand of Glow Centre, and in doing so includes dedicated sections for brand elements such as imagery, typography, and logos to name a few. In addition, this document includes a section with examples of brand application to better help users visualize the brand in real world applications.

Who is this for?

This brand guidelines document is primarily for graphic designers to understand Glow Centre's brand and use this information to design creative marketing collateral that follow design principles and best practices. Furthermore, this document can also be used by Service Coordinators and Service Executives to understand the brand identity of Glow Centre, and all the visual elements that it encompasses. Finally, this document serves as a fun and engaging reference guide for any student or staff interested in learning more about the service's brand and the story behind it!





Logo

The Glow Centre logo includes six squares with colours corresponding to the pride flag. It also includes the WUSA logo to clearly show the Glow Centre is run under WUSA.

Primary



Use whenever possible against light background.



Use against dark background; ensure white borders around the squares to make sure the colours still stand out.

Secondary



Monochrome version 1: to be used primarily for printed merch, where colours are limited. Never use this version in black/navy.



Monochrome version 2: to be used primarily for printed merch, where colours are limited. Use when the logo needs to be dark.



Expanded version: to be used when the logo will take up a larger space, such as merch or banners. Avoid on digital posts.

Improper Usage

Please do not use the logo in the following manner:



Do not skew/ stretch.



Do not change the colours.



Do not rotate.



Do not add extra elements.



Do not modify the type.



Do not outline/ add shadows.

Clear Space



Ensure there is enough empty space surrounding the logo.

x= height of 1 square

Collaboration

When creating materials for events held with another service, use the logo in the following manner.



Side by side; ensure they are the same size.

A vertical bar on the left side of the slide, composed of seven vertical stripes in the colors of the rainbow: purple, blue, green, yellow, orange, and red.

Typography


The typography currently used for WUSA's overall brand will be applied to all the Student Run Services: Museo Sans Rounded, Museo Slab, and Petersburg.

Primary

Museo Sans Rounded

ABCDEFGHIJKLMNOPQRSTUVWXYZ
abcdefghijklmnopqrstuvwxyz

Aa Aa Aa Aa
900 700 500 300



A modern and clean sans serif font that is slightly rounded to give an approachable slightly casual feel. Comes in different weightings to allow various emphasis as needed.

Secondary

Museo Slab


ABCDEFGHIJKLMNOPQRSTUVWXYZ
abcdefghijklmnopqrstuvwxyz

Aa **Aa** **Aa**
900 700 500


Petersburg

ABCDEFGHIJKLMNOPQRSTUVWXYZ
abcdefghijklmnopqrstuvwxyz

Aa ***Aa*** Aa *Aa*
Bold *Bold italic* Regular *Italic*



A modern serif font that can be used when we want something slightly more formal. Comes in different weightings to allow various emphasis as needed.



Can be used as decorative accents.

Colours

Glow is an exception from the other Student-Run Services; their colours consist of the colours from the pride flag as it is an integral part of their identity. Will incorporate WUSA Orange if the graphic is in display amongst other student services or in collaboration with them.



Primary

CMYK 13 100 95 3
RGB 204 32 43
HEX #CC202B

CMYK 174 97 0
RGB 239 103 38
HEX #EF6726

CMYK 118 99 0
RGB 253 205 13
HEX #FDCD0D

CMYK 61 0 98 0
RGB 112 189 70
HEX #70BD46

CMYK 86 60 2 0
RGB 46 105 175
HEX #2E69AF

CMYK 57 87 2 0
RGB 132 69 151
HEX #844597

CMYK 100 88 39 43
RGB 17 37 74
HEX #11254A



Secondary

CMYK 0 31 82 0
RGB 253 183 73
HEX #FDB749

Combinations

Use the following combination to ensure enough contrast.



Accessible



Not Accessible



Collaboration

When creating materials for events held with another service, use the colours in the following manner.



Find the common colours between the two services and make that the dominant colour palette.

Any unique colours between the two will be used as accent colours.

Imagery

The visual assets including icons, photography style, patterns, and video elements.



Icons



Repeating icons in the rainbow colour

Thumbnails



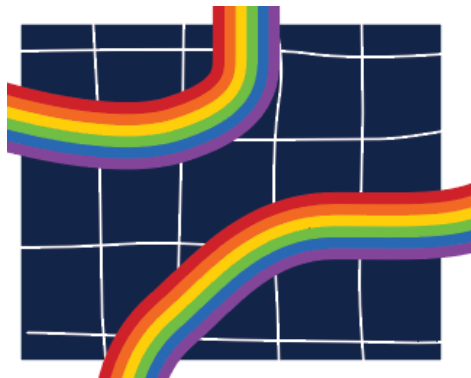
Photography heavy; white text with drop shadow to increase legibility.

Instagram Story Thumbnails

The icons can be used to create a cohesive account.



Patterns



Grid pattern (universal to all services), rainbow motif

Photos

Posed & candid images, including volunteer head shots, members and event photos.

Avoid covering people's faces with text.



Videos

Include features like title card at the beginning of the video, and logo watermark throughout the video.



A vertical bar on the left side of the slide, composed of seven distinct colored stripes: purple, blue, green, yellow, orange, and red, from top to bottom.

Examples

Social Media



Navy blue background to make the colours pop more, with the grid pattern subtly incorporated in the background

Coloured photographs

Merchandise



Use coloured logo or monochrome logos for merch. Although monochrome logos should be avoided when possible for digital materials, printing merchandise will have limitations with colour.

Print









When printing on light fabric, have the square outlines instead of solid colours (can potentially be coloured in for event t-shirts)



Miscellaneous









 WUSA
Glow Centre